

# Energy Performance Certificate (EPC)

# Scotland

Dwellings

11 LENNOX ROAD, DUMBARTON, G82 2ND

**Dwelling type:** Top-floor flat  
**Date of assessment:** 27 June 2018  
**Date of certificate:** 28 June 2018  
**Total floor area:** 67 m<sup>2</sup>  
**Primary Energy Indicator:** 217 kWh/m<sup>2</sup>/year

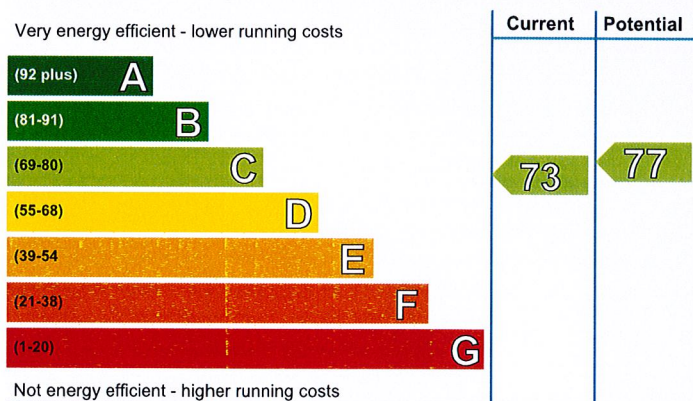
**Reference number:** 4018-2626-6200-0743-3922  
**Type of assessment:** RdSAP, existing dwelling  
**Approved Organisation:** Elmhurst  
**Main heating and fuel:** Boiler and radiators, mains gas

## You can use this document to:

- Compare current ratings of properties to see which are more energy efficient and environmentally friendly
- Find out how to save energy and money and also reduce CO<sub>2</sub> emissions by improving your home

|  |               |  |
|--|---------------|--|
| <b>Estimated energy costs for your home for 3 years*</b> | <b>£1,791</b> | See your recommendations report for more information |
| <b>Over 3 years you could save*</b>                      | <b>£282</b>   |  |

\* based upon the cost of energy for heating, hot water, lighting and ventilation, calculated using standard assumptions

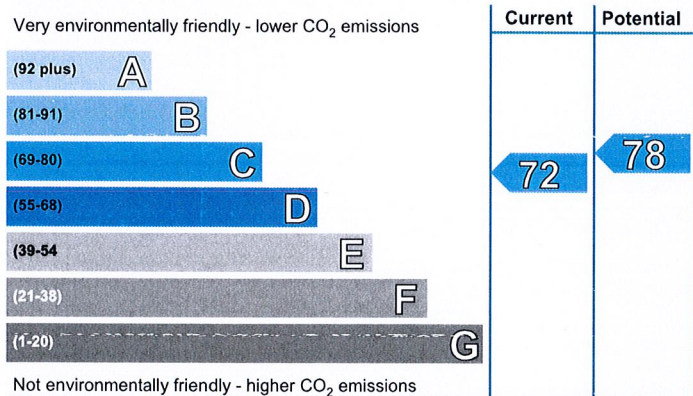


## Energy Efficiency Rating

This graph shows the current efficiency of your home, taking into account both energy efficiency and fuel costs. The higher this rating, the lower your fuel bills are likely to be.

Your current rating is **band C (73)**. The average rating for EPCs in Scotland is **band D (61)**.

The potential rating shows the effect of undertaking all of the improvement measures listed within your recommendations report.



## Environmental Impact (CO<sub>2</sub>) Rating

This graph shows the effect of your home on the environment in terms of carbon dioxide (CO<sub>2</sub>) emissions. The higher the rating, the less impact it has on the environment.

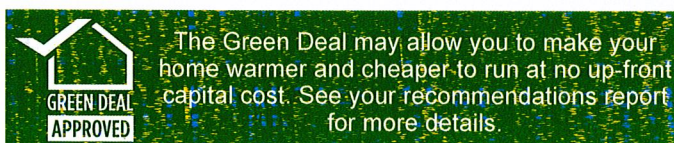
Your current rating is **band C (72)**. The average rating for EPCs in Scotland is **band D (59)**.

The potential rating shows the effect of undertaking all of the improvement measures listed within your recommendations report.

## Top actions you can take to save money and make your home more efficient

| Recommended measures     | Indicative cost | Typical savings over 3 years | Available with Green Deal |
|--------------------------|-----------------|------------------------------|---------------------------|
| 1 Cavity wall insulation | £500 - £1,500   | £282.00                      | ✓                         |

A full list of recommended improvement measures for your home, together with more information on potential cost and savings and advice to help you carry out improvements can be found in your recommendations report.



**THIS PAGE IS THE ENERGY PERFORMANCE CERTIFICATE WHICH MUST BE AFFIXED TO THE DWELLING AND NOT BE REMOVED UNLESS IT IS REPLACED WITH AN UPDATED CERTIFICATE**